



US 20040197811A1

(19) **United States**

(12) **Patent Application Publication**
Paabo et al.

(10) **Pub. No.: US 2004/0197811 A1**

(43) **Pub. Date: Oct. 7, 2004**

(54) **METHOD FOR THE DIRECT,
EXPONENTIAL AMPLIFICATION AND
SEQUENCING OF DNA MOLECULES AND
ITS APPLICATION**

done, which is a continuation of application No. 08/991,347, filed on Dec. 16, 1997, now Pat. No. 6,107,032.

(75) Inventors: **Svante Paabo**, Munchen (DE);
Christian Kilger, Munchen (DE)

(30) **Foreign Application Priority Data**

Dec. 20, 1996 (DE)..... 196 53 439.9

Correspondence Address:
ARENT FOX KINTNER PLOTKIN & KAHN
1050 CONNECTICUT AVENUE, N.W.
SUITE 400
WASHINGTON, DC 20036 (US)

Publication Classification

(51) **Int. Cl.⁷** **C12Q 1/68**; C12P 19/34

(52) **U.S. Cl.** **435/6**; 435/91.2

(73) Assignee: **Roche Diagnostics GmbH**

(57) **ABSTRACT**

(21) Appl. No.: **10/824,465**

A method is described for the direct, exponential amplification and sequencing ("DEXAS") of a DNA molecule from a complex mixture of nucleic acids, wherein truncated DNA molecules as well as DNA molecules of full length are synthesized simultaneously and exponentially between two positions on the said DNA molecule, which initially contains a DNA molecule in a thermocycling reaction, a first primer, a second primer, a reaction buffer, a thermostable DNA polymerase, a thermostable pyrophosphatase (optionally), deoxynucleotides or derivatives thereof and a dideoxynucleotide or derivatives thereof.

(22) Filed: **Apr. 15, 2004**

Related U.S. Application Data

(63) Continuation of application No. 09/956,342, filed on Sep. 20, 2001, which is a continuation of application No. 09/311,723, filed on May 14, 1999, now aban-

Fig. 1

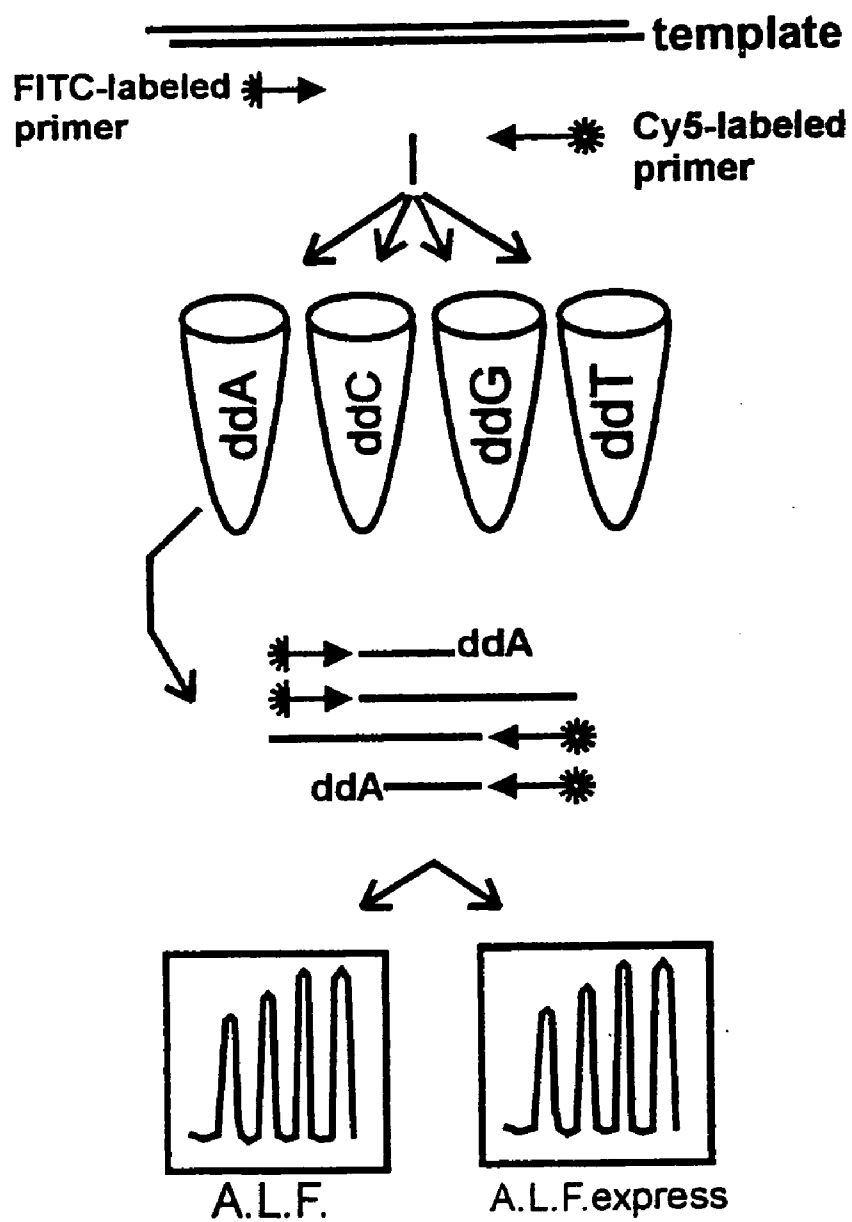


Fig. 2

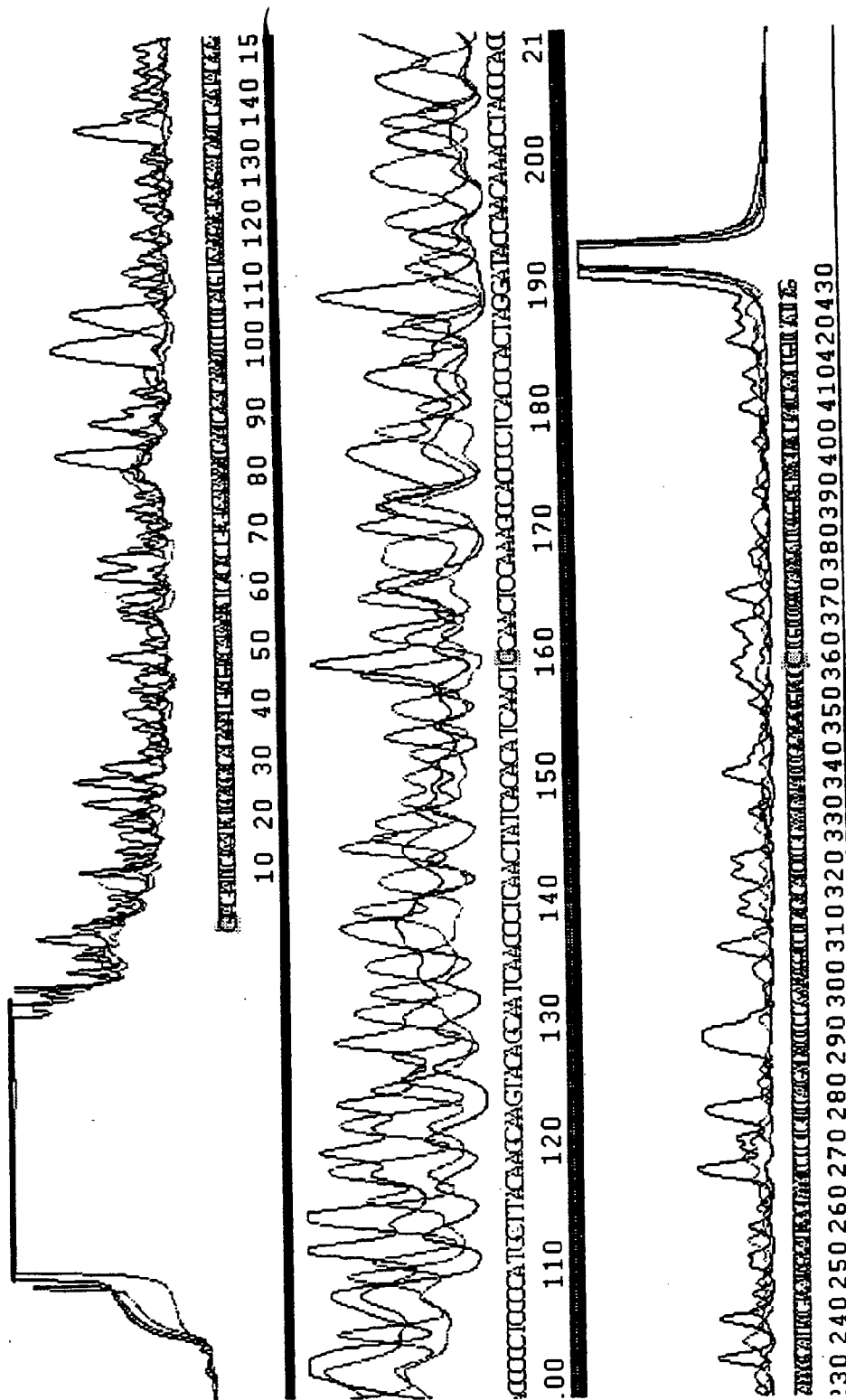
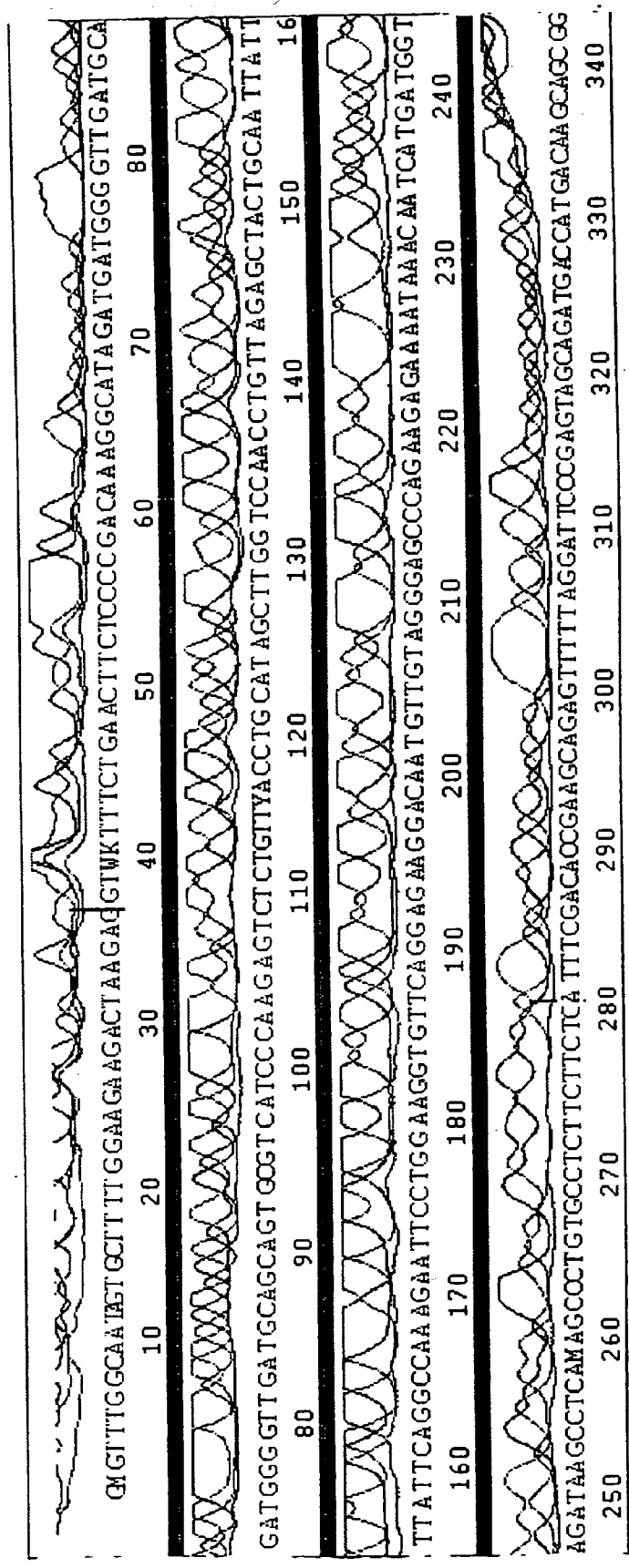


Fig. 3 B



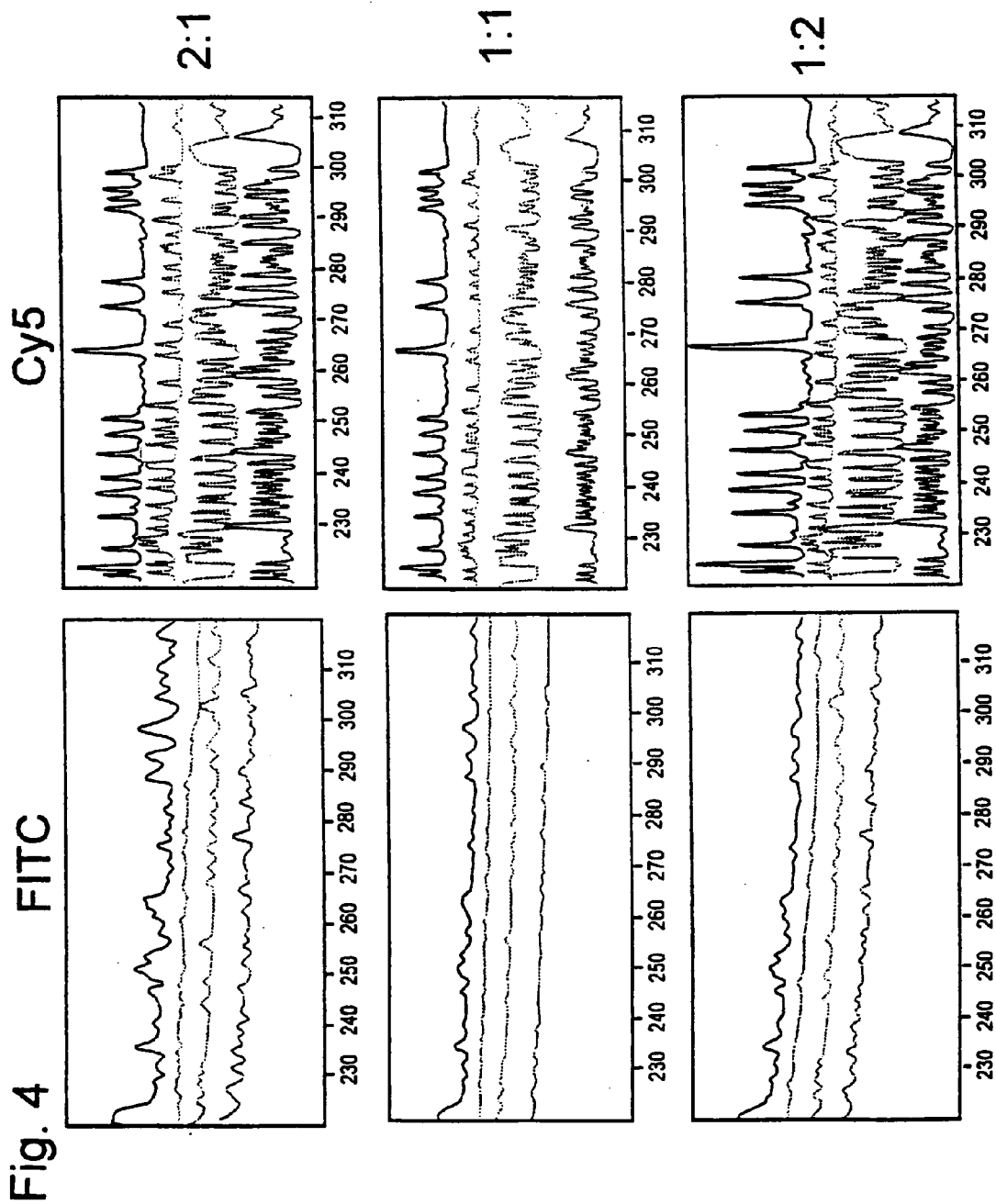


Fig. 6, 2/2

FITC	CCCCCAGAAT ATCAACTAAC TTAACITTTT ATTCATCATA CATRGACAT TAAACGGTTC	273
ambiguities		
Cy5	ATCGGACATA GCACATTTCA GTCAAACAAA TTCCTATCAC CACGGATACC CCCCTCAGTT	540
FITC	ATCGGACATA GCACATTTCA GTCAAACAAA TTCCTATCAC CACGGATACC CCCCTCAGTT	333
ambiguities	KK	
Cy5	AGGTGTCCCT TATTCACCAT CCTCCGTGAA ATCAATATCC CGCACAAAGAG TGCTACTCTC	600
FITC	AGGTGTCKCT TATTCACCAT CCTCCGTGAA ATCAATATCC CGCACAAAGAG TGCTACTCTC	393
ambiguities		
Cy5	CTCGTCCGG GGGGCTAGAG CGGCCGCCAC CGCGGTGGAG CTCCMGCTTT TGTNCCCCTTT	660
FITC	CTCGTCCGG GGGG	407
ambiguities		
Cy5	ATGAGGCTC	668

METHOD FOR THE DIRECT, EXPONENTIAL AMPLIFICATION AND SEQUENCING OF DNA MOLECULES AND ITS APPLICATION

[0001] The present invention relates to a method for the direct, exponential amplification and sequencing of DNA molecules as well as the use of the method. The direct, exponential amplification and sequencing of DNA molecules is referred to as "DEXAS" in the following.

TECHNICAL FUNDAMENTALS

[0002] DNA sequence determination as developed by Sanger et al. ((1977) *Proc. Natl. Acad. Sci. USA* 74, 5463-5467) is usually carried out with a T7 DNA polymerase (Tabor S. and Richardson, C. C. (1989) *Proc. Natl. Acad. Sci. USA* 86, 4076-4080). This method requires relatively large amounts of a purified, single-stranded DNA template. Recently cycle sequencing has been developed (Murray, V. (1989) *Nucleic Acids Res.* 17, 8889). This method does not require a single-stranded template and allows the sequence reaction to be initiated with relatively small amounts of template. However, the template DNA has to be purified to almost complete homogeneity and is usually prepared by means of cloning in plasmids (Bolivar, F. et al., (1977) *Gene* 2, 95-113) and subsequent plasmid purification (Birnboim, H. C. and Doly, J. (1979) *Nucleic Acids Res.* 7, 1513-1523) or by means of PCR amplification (Mullis, K. B. and Faloona, F. A. (1987) *Methods Enzymol.* 155, 335-350). Only one primer is used in both of the methods described above.

[0003] In one embodiment of the cycle sequencing which is referred to as "coupled amplification and sequencing" or "CAS" Ruano and Kidd ((1991) *Proc. Natl. Acad. Sci. USA* 88, 2815-2819; U.S. Pat. No. 5,427,911) have shown that one can use a two-step protocol to generate sequences from DNA templates. In the first step 15 PCR cycles are carried out with Taq DNA polymerase in the absence of dideoxynucleotides in order to prepare an adequate amount of sequencing template. In a second step in which dideoxynucleotides and a labelled primer are added, CAS produces the sequence as well as the additional amplification of the target sequence. Two primers are used in both steps of the method.

[0004] Taq DNA polymerase, that is used in coupled DNA sequencing reactions strongly discriminates against ddNTPs and preferably incorporates dNTPs if it is furnished with a mixture of ddNTPs as well as dNTPs. In addition it incorporates each ddNTP, i.e. ddATP, ddCTP, ddGTP, ddTTP, with a strongly varying efficiency. Hence the optimization of the CAS process requires careful titration of the dideoxynucleotides.

[0005] Furthermore since coupled amplification and sequencing depends on the amount of the initial DNA, the distance between the two primers and the concentrations and the ratios of the ddNTPs and dNTPs relative to one another and to each other, the optimization of coupled amplification and sequencing reactions (CAS) requires that the reaction conditions are individually optimized for a particular DNA fragment.

[0006] All the methods described above require an interruption between the first step of exponential amplification of the template DNA and the second step for the synthesis of

truncated DNA molecules and also require the individual optimization of a given DNA fragment which can be tedious and time-consuming and can lead to errors especially when sequencing a large number of different DNA molecules or when processing large amounts of samples in a hospital or laboratory or when sequencing rare samples for forensic or archaeological studies.

[0007] For this reason it would be advantageous to have available a method for sequencing nucleic acids which simultaneously potentiates the exponential amplification of molecules of full length and of molecules of truncated length in the reaction which leads to a reduction of the required amount of starting nucleic acid molecules and does not require an interruption of the exponential amplification step and of the sequencing step so that the whole reaction can be carried out more rapidly and with fewer manipulations.

SUMMARY OF THE INVENTION

[0008] The object of the present invention is to provide an improved, rapid and reliable method for sequencing DNA molecules, preferably genomic DNA.

[0009] A further object of the present invention is to provide a direct method for nucleic acid sequencing which simultaneously increases the exponential amplification of molecules of full length as well as of molecules of truncated length in the reaction which leads to a reduction of the initial amount of nucleic acid molecules that are required for the cycling reaction.

[0010] A further object of the present invention is to provide an improved, rapid and reliable method for sequencing DNA molecules, preferably genomic DNA that can be carried out in a single step in a single container.

[0011] A further object of the present invention is to provide an application according to the invention for sequence determination in medical diagnostics, forensics and population genetics.

[0012] Further objects of the invention are obvious to a person skilled in the art from the description.

[0013] In contrast to the above-described "CAS" method a DNA polymerase is used as the thermostable DNA polymerase which, compared to wild-type Taq DNA polymerase, has a reduced discrimination against the four ddNTPs in the buffer and under the conditions that are used for the thermocycling. More preferably a DNA polymerase is used which carries a "Tabor-Richardson" mutation or a functional derivative thereof which also has no 5'-3' exonuclease activity such as e.g. AmplitaqFS™ (Taq DNA polymerase (-exo5'-3')(F667Y), Tabor and Richardson (1995), loc. cit.), Taquenase™ (Taq DNA polymerase Δ235 (-exo5'-3')(F667Y), Tabor and Richardson (1995), loc. cit.) and Thermo Sequenase™ (Taq DNA polymerase (-exo5'-3')(F667Y), Tabor and Richardson (1995), loc. cit.) as well as mixtures thereof or other DNA polymerases and mixtures thereof which are thermostable can also be used in the method of the present invention.

[0014] Surprisingly the use of a DNA polymerase which, in comparison to wild-type Taq DNA polymerase, has a reduced discrimination against the four ddNTPs, enables the simultaneous and exponential synthesis of truncated as well as of full fragments from the start of the cycling reaction.

Hence the present invention concerns a method for the direct sequencing of a nucleic acid molecule from a complex mixture of nucleic acids, such as e.g. total genomic human DNA, containing a reaction buffer, deoxynucleotides or derivatives thereof and a dideoxynucleotide or another terminating nucleotide and a thermostable polymerase which has a reduced discrimination against ddNTPs in comparison to wild-type Taq DNA polymerase. Within the sense of the present invention direct sequencing means that the nucleic acid fragment to be sequenced is simultaneously amplified and sequenced in one step without interrupting the reaction and without prior amplification of the nucleic acid fragment to be sequenced by the known methods and in such a manner that an unequivocal sequence ladder is readable.

[0015] The principle of DEXAS is that the initial and subsequent cycle sequencing reaction is carried out with two primers, a first primer, and a second primer which lies on the strand complementary to the first, which are preferably present in a non-equimolar ratio and serve to simultaneously produce adequate template molecules of full length as well as truncated molecules which contribute to the sequencing of the DNA molecule. Four reactions are prepared, one for the determination of each base, so that each reaction contains two primers preferably in a non-equimolar ratio to one another of which either one is labelled and the other is unlabelled or both are differently labelled. The said non-equimolar ratio between the first primer and the second primer enables the simultaneous and exponential synthesis of the truncated as well as of the full fragments from the start of the cycling reaction. Furthermore each reaction contains from the start the DNA template to be sequenced as well as a buffer solution, thermostable DNA polymerase, thermostable pyrophosphatase (optionally), the four deoxynucleotides or derivatives thereof and a dideoxynucleotide or a terminating nucleotide e.g. 3-aminonucleotide or 3'-ester-derivatized nucleotides.

[0016] Thereafter cycles for denaturing and extension are carried out so that in each of these cycles two types of extension products are formed from each primer. Each primer functions such that it initiates extension products which are long enough to reach the other primer position. Simultaneously products are initiated by each primer which, due to the incorporation of a dideoxynucleotide, are terminated before the other primer position is reached. The former said products (products of full length) serve in the following cycles as a template for the production of further DNA strands of full length and are also used as templates for extensions that contribute to the sequence reaction, and the latter products (truncated products) accumulate during the cycles and contribute to the sequence ladder that is generated. Hence DEXAS results in the simultaneous exponential production of a sequencing template and a sequence ladder in a single tube without having to interrupt the thermocycling reaction.

[0017] Therefore the use of the present invention enables the DNA sequence of multicopy and single-copy regions of DNA to be determined in a single step.

[0018] Hence the present invention for the first time provides a method which enables the nucleic acid to be sequenced to be simultaneously amplified and sequenced from a complex mixture of nucleic acids, such as e.g. total genomic human DNA, without prior amplification by the

known methods, in one step i.e. without interrupting the reaction and such that an unequivocal sequence ladder is readable wherein at least one thermostable DNA polymerase, a nucleic acid molecule, a first primer, a second primer, a reaction buffer, deoxynucleotides or derivatives thereof and at least one dideoxynucleotide or another terminating nucleotide is present in the initial reaction mixture.

[0019] Furthermore the aforementioned object and goals of the present invention are achieved by the provision of a method for sequencing DNA molecules in which truncated DNA molecules as well as DNA molecules of full length are simultaneously and exponentially synthesized between two positions on the said DNA molecule in a thermocycling reaction which initially contains a DNA molecule, a first primer, a second primer, a reaction buffer, a thermostable DNA polymerase, thermostable pyrophosphatase (optionally), deoxynucleotides or derivatives thereof, and a dideoxynucleotide or another terminating nucleotide thereof wherein the initial ratio of the said primers in the said thermocycling reaction is not equal to 1.

[0020] In a preferred embodiment of the method of the invention the ratio of the said primers to one another is about 2:1 to about 3:1, most preferably 2:1.

[0021] In a further preferred embodiment of the method of the invention the said primers have such a length that the signal-to-noise ratio between the specific truncated DNA molecules and the unspecific DNA molecules is large enough not to substantially prevent the reading of the sequence. The said primers preferably have a length of at least 25 nucleotides.

[0022] Primers can be synthesized by means of methods known in the state of the art. For example primers can be synthesized using known methods which do not significantly change the stability or function of the said primers during the nucleic acid sequencing method of the present invention.

[0023] Furthermore the PNA-DNA hybrid oligonucleotides (see Finn, P. J. et al., N.A.R. 24, 3357-3363 (1996), Koch, T. et al., Tetrahedron Letters, 36, 6933-6936 (1995), Stetsenko, D. A. et al., Tetrahedron Letters 37, 3571-3574 (1996), Bergmann, F. et al., Tetrahedron Letters 36, 6823-6826 (1995) and Will, D. W. et al., Tetrahedron 51, 12069-12082 (1995)) are also regarded as primers for the method according to the invention.

[0024] In a further preferred embodiment of the invention the said first primer is labelled. Moreover it is preferable that the said first primer and second primer are labelled differently. Any suitable agents or methods known in the state of the art can be used as single or differential labelling agents and methods, provided that they do not significantly change the stability or function of the said primer in the DNA sequencing method of the present invention. For example single and differential labels can be selected from the group which comprises those enzymes such as β -galactosidase, alkaline phosphatase and peroxidase, enzyme substrates, coenzymes, dyes, chromophores, fluorescent, chemiluminescent and bioluminescent labels such as FITC, Cy5, Cy5.5, Cy7, Texas-red and IRD40 (Chen et al., (1993), J. Chromatog. A 652: 355-360 and Kambara et al. (1992), Electrophoresis 13: 542-546) ligands or haptens such as e.g. biotin and radioactive isotopes such as ^3H , ^{35}S , ^{32}P , ^{125}I and ^{14}C .

[0025] The method according to the invention can also be carried out as a "hot start" method. In this case it is ensured that the activity of the polymerase or polymerases only starts at an increased temperature in order to suppress a polymerization on unspecifically hybridized primers at lower temperatures. One possibility is that the thermocycling reaction additionally contains a polymerase-inhibiting agent. Polymerase antibodies are for example available commercially which only denature at higher temperatures and thus release enzyme activity of the polymerase. However, polymerases modified by genetic engineering that are present in an inactive form at lower temperatures would also be conceivable.

[0026] DEXAS is relatively insensitive to various buffers and various deoxynucleotides and dideoxynucleotide concentrations and can be carried out using various thermostable DNA polymerases.

[0027] The number of thermocycles can be from about 18 to about 50 cycles depending on the amount of template DNA and its purity.

[0028] Buffer components which can be used can include Tris-HCl at a pH of about 9.0 to 9.5 and at a concentration of about 10 to 30 mM, ammonium sulfate at a concentration of about 10 to 20 mM preferably 15 mM, MgCl₂ at a concentration of about 3.5 to 5.5 mM optionally about 0.05 mM mercaptoethanol, about 0.28% Tween20® and/or about 0.02% Nonidet 40® but, however, are not limited to these.

[0029] Deoxynucleotides may be selected from dGTP, dATP, dTTP and dCTP but are not limited to these. According to the invention it is additionally also possible to use derivatives of deoxynucleotides which are defined as those deoxynucleotides which are able to be incorporated by a thermostable DNA polymerase into growing DNA molecules that are synthesized in the thermocycling reaction. Such derivatives can include thionucleotides, 7-deaza-2'-dGTP, 7-deaza-2'-dATP as well as deoxyinosine triphosphate that can also be used as a substitute deoxynucleotide for dATP, dGTP, dTTP or dCTP, but are not limited to these. The aforementioned deoxynucleotides and derivatives thereof are preferably used at a concentration between about 300 μ M and 2 mM.

[0030] Dideoxynucleotides can be selected from ddGTP, ddATP, ddTTP and ddCTP but, however, are not limited to these. According to the invention it is also additionally possible to use derivatives of dideoxynucleotides which are defined as those dideoxynucleotides that are able to be incorporated by a thermostable DNA polymerase into growing DNA molecules that are synthesized in a thermo-cycling reaction. In addition it is also possible to use other terminating nucleotides e.g. 3'-amino nucleotide or 3'-ester-derivatized nucleotides. Preferred concentrations of ddNTPs are between about 1 and 5 μ M.

[0031] In the method according to the invention the preferred ratio of dNTPs to ddNTPs (dNTPs:ddNTPs) is between 100:1 and 1000:1 preferably between 300:1 and 600:1.

[0032] In a further preferred embodiment of the method of the invention the said method is carried out at a temperature at which the signal-to-noise ratio between the specific truncated DNA molecules and the unspecific DNA molecules is large enough not to substantially impede reading of the

sequence. It is less important to optimize the annealing temperature. In the case of human single-copy DNA sequences the highest possible annealing temperature drastically reduces the background. In this case the annealing and synthesis steps of the thermocycling reaction are preferably carried out at a minimum temperature of 62° C., more preferably at 66° C. and most preferably at at least about 68° C.

[0033] The template of the DNA molecule to be sequenced is preferably present as a total genomic DNA molecule which does not have to be cloned or purified, but this may be the case. In one embodiment of the invention the genomic DNA has a length of more than or equal to 2 kb. Other forms of DNA that can be used as templates include cloned or uncloned mitochondrial DNA, partially purified or unpurified DNA such as e.g. plasmid DNA of bacterial colonies. DEXAS functions well with about 250 ng template DNA for the determination of mitochondrial DNA sequences and about 1 μ g template DNA for determining single-copy DNA sequences such as e.g. total genomic DNA, but it also functions with smaller amounts of mitochondrial or genomic DNA. The method according to the invention can also be used for the direct sequencing of unpurified single-stranded or double-stranded DNA from bacteriophages. DEXAS is in addition relatively independent of the base composition of the template.

[0034] In a preferred embodiment the method according to the invention is furthermore characterized in that each thermocycling reaction to determine the position of A, G, C and T in the said DNA molecule is carried out in a single step, in a single container, vessel or tube.

[0035] Suitable sources of nucleic acid molecules in the method according to the invention are body fluids such as sperm, urine, blood or fractions of these, hairs, an individual cell, cells or fractions thereof, hard tissue such as bones or soft tissue or fractions thereof and cell cultures or fractions thereof.

[0036] The present invention also serves for the application of the method according to the invention for the determination of a nucleotide sequence of a given nucleic acid molecule e.g. for sequencing Shotgun libraries with two labels for large-scale genome projects and in medical diagnostics, forensics and population genetics. The method of the present invention can be used to detect genetic mutations or polymorphisms, to identify the origin of the sequenced nucleic acid or to detect the presence of foreign or infectious agents in a sample.

[0037] The present invention relates to all combinations of all procedures of the above methods.

[0038] After preparation the sequencing reactions can be loaded directly onto a sequencing gel such as e.g. after addition of a commonly used application buffer (e.g. formamide which contains 20 mM EDTA (pH 7.4) and 6 mg/ml dextran blue) and denaturation (e.g. for 4 minutes at 96° C.). The sequence ladder can be read according to known methods. The method of the invention is well suited for automation. Since the two primers in the reaction are provided with different labels which can for example be detected with two different wavelengths, the method of the present invention enables the simultaneous sequencing of both strands of a template and the detection of both reactions

in one or several gel lanes. In general many DEXAS reactions that are carried out using different dyes can be carried out simultaneously in the same tube and applied to a sequencing instrument that is equipped with several lasers or be detected by other methods such as e.g. autoradiography.

[0039] A further subject matter of the present invention is a kit for the direct sequencing of a nucleic acid molecule from a complex mixture of nucleic acids, such as e.g. total genomic human DNA, containing a reaction buffer, deoxynucleotides or derivatives thereof and a dideoxynucleotide or a further terminating nucleotide and a thermostable polymerase which has a reduced discrimination against ddNTPs compared to wild-type Taq DNA polymerase. Within the sense of the present invention direct sequencing means that the nucleic acid fragment to be sequenced is simultaneously amplified and sequenced, without prior amplification of the nucleic acid fragment to be sequenced by the known methods, in a single step without interrupting the reaction and such that an unequivocal sequence ladder can be read.

[0040] A further subject matter of the present invention is a kit for the direct sequencing of a nucleic acid molecule of a complex mixture of nucleic acids containing a reaction buffer, deoxynucleotides or derivatives thereof and a dideoxynucleotide or another terminating nucleotide, a thermostable polymerase and two primers whose ratio is larger than 1. The kit particularly preferably contains a thermostable polymerase which has a reduced discrimination against ddNTPs in comparison to the wild-type Taq DNA polymerase.

SHORT DESCRIPTION OF THE FIGURES

[0041] **FIG. 1** Schematic representation of DEXAS. Two oligonucleotides (27 mers), either a labelled and an unlabelled oligonucleotide or an oligonucleotide labelled with FITC and an oligonucleotide labelled with Cy5 (ratio 2:1) are mixed in four tubes with human genomic DNA (250 ng to 3 μ g), a heat-resistant DNA polymerase, the four deoxynucleotides and in each case one of the dideoxynucleotides. Cycles for denaturing and subsequent annealing and extension are carried out. During each extension the primers are either extended up to the complementary primer position or they are interrupted by the incorporation of a dideoxynucleotide. In subsequent cycles these former products serve as templates for the further generation of products of full length as well as for the termination reactions whereas the latter products accumulate during all of the cycles that are carried out and contribute to the sequence signal. After the cycling the reactions are denatured and, depending on their label, are either analysed on an A.L.F. or an A.L.F. express.

[0042] **FIG. 2.** DEXAS reaction carried out on a 521 bp segment of the human mitochondrial control region. Eight pmol of an FITC-labelled (mtDNA1-L16026) and 4 pmol of an unlabelled primer (mtDNA2-H16498) were used together with 250 ng of total genomic human DNA (see text for details). A strong signal can be seen before the first processed base and a strong stop can be seen at about base number 440. The sequence was processed with the A.L.F. software and was not edited manually. A total of 433 bases was determined.

[0043] **FIG. 3.** DEXAS reaction carried out on single-copy genes. **FIG. 3A** shows a sequence of the human p53

gene whereas **FIG. 3B** shows a sequence of the human CCR-5 gene (see text for details). The sequence was processed with the A.L.F. software and was not edited manually. A total of 305 bases was determined in the case of the p53 gene whereas 343 bases were determined for the CCR-5 gene.

[0044] **FIG. 4.** Two colour DEXAS reaction using different oligonucleotide ratios. Each of the reactions was carried out using 250 ng genomic human DNA and a total amount of 12 pmol primer. MtDNA1 was labelled with FITC (left panel) and MtDNA2 was labelled with Cy5 (right panel). The ratios between FITC-MtDNA1 and Cy5-MtDNA2 were varied between 2:1 (upper panel), 1:1 (middle panel) and 1:2 (lower panel). The largest signal-to-noise ratio for both primers is achieved when a ratio of 2:1 is used. The raw data of the A.L.F. and of the A.L.F. express instruments are shown. The assignment of the base signals from top to bottom is C, A, G, and T respectively.

[0045] **FIG. 5.** DEXAS was carried out using simultaneously a fluorescein-labelled 'T3' primer and a Cy5-labelled 'universal' primer. The figure shows the sequence that was obtained with the Cy5-labelled primer. The two primers were used in a single reaction using one bacterial colony. 4 μ l of each was analysed on an A.L.F. or an A.L.F. express. The reaction with the 'T3' primer yielded 407 bases and the reaction with the 'universal' primer yielded 668 bases.

[0046] **FIG. 6.** The insert of a plasmid was sequenced from both sides in a reaction using a FITC-labelled 'T3' primer and an opposite Cy5-labelled 'universal' primer. The simultaneous use of two differently labelled oligonucleotides in a DEXAS reaction allowed the 548 base insert to be sequenced without leaving ambiguous positions.

[0047] The primers were positioned at a distance of 670 bp to one another.

DETAILED DESCRIPTION OF THE INVENTION

[0048] The invention is described in more detail by the following non-limiting examples.

EXAMPLE 1

Templata Preparation

[0049] Total genomic human DNA was prepared from 2 ml blood samples using a rapid cleaning kit (Cambridge Molecular Technologies Ltd., Cambridge, UK). Purified DNA was diluted in ddH₂O to a concentration of 175 ng per μ l.

Sequencing Reagents and Conditions

[0050] Unlabelled and FITC-labelled oligonucleotides were synthesized with an ABI DNA/RNA synthesizer model 392. Cy5-labelled oligonucleotides were obtained from the Pharmacia Biotech Company (Freiburg, Germany). The following oligonucleotides were used in each case to sequence the mitochondrial control region (mtDNA), the p53 gene (p53) and the CCR-5 gene (CCR-5):

SEQ ID NO. 1:
(mtDNA1-L16026):
5'-GAT TCT AAT TTA AAG TAT TCT CTG TTG-3';

SEQ ID NO.2:
(mtDNA2-H16498):
5'-TTA TGA CCC TGA AGT AGG AAC CAG ATG-3';

SEQ ID NO.3:
(p53-1/exon-7):
5'-GGA GGC ACT TGC CAC CCT GCA CAC TGG-3';

SEQ ID NO.4:
(53-2/intron-8):
5'-CTC CTC CAC CGC TTG TTG TTC TGC TTG-3'

SEQ ID NO. 5:
(CCR5-1):
5'-GGC TGG TCC TGC CGC TGC TTG TCA T-3';

SEQ ID NO. 6:
(CCR5-2):
5'-CTG CTC CCC AGT GGA TCG GGT GTA AAC-3'.

[0051] The numbering of the mtDNA primers refers to the 3'end according to Anderson et al. ((1981) *Nature* 290, 457-465) and L and H refer to the L strand and the H strand respectively. The DEXAS reaction was carried either using ThermoSequenase™ (Tabor, S. and Richardson, C. C. (1995) *Proc. Natl. Acad. Sci. USA* 92, 6339-6343) (Amersham, UK) reagents or using the following 10×buffer: 500 mM Tris-HCl (pH 9.2), 160 mM (NH₄)₂SO₄, 35 mM MgCl₂ (ScienTech Corp., St. Louis, Mo.). Three different nucleotide mixtures were evaluated for the termination: (i) 1:333, 1 mM dATP, 1 mM dCTP, 1 mM dGTP, 1 mM dTTP, in which the A, C, G and T reaction each contained 3 μM of the corresponding dideoxy-nucleotide. (ii) 1:666 also containing in each case 1 mM of each deoxynucleotide but 1.5 μM of the corresponding dideoxynucleotide. (iii) 1:1000 also containing in each case 1 mM of each deoxynucleotide but 1.0 μM of the corresponding dideoxynucleotide. All termination mixtures were prepared using 50 mM Tris-HCl (pH 9.2), 16 mM (NH₄)₂SO₄, 5 mM MgCl₂.

[0052] A premix of 1 μl (units not defined) Taquenase™ (ScienTech Corp., St. Louis, Mo.) and 1 unit thermostable pyrophosphatase (NEB, Beverly, Mass.) was prepared for each sequencing reaction. In the case of the ThermoSequenase reactions, the reactions were prepared as recommended by the manufacturer. In the other cases a 20 μl mixture of primer (2 pmol to 12 pmol), DNA (15 ng to 1.5 μg), sequencing buffer (2 μl of the 10×buffer, see above) and enzyme was prepared and a 5 μl aliquot of this was added to 2 μl termination mix. The sequencing reactions were carried out in a thermocycler with a heatable cover (MJ-Research, Watertown, Mass.). The reactions were stopped by adding 5 μl formamide (20 mM EDTA (pH 7.4) and 6 mg/ml dextran blue) which was followed by a 4 minute denaturation at 95° C.

[0053] The sequencing reactions were analysed on an A.L.F. when FITC-labelled primers were used and on an A.L.F. express when Cy5-labelled primers were used (both Pharmacia Biotech, Uppsala, Sweden). HydroLink Long Ranger™ (FMC, Rockland, Me.) gels and 30 cm glass plates were used in all cases. The gel conditions were in accordance with the manufacturer's recommendations.

EXAMPLE 2

DEXAS of Mitochondrial DNA Sequences

[0054] Two oligonucleotides were synthesized both having a length of 27 nucleotides which span a 521 base pair region of the human mitochondrial control region. 27-mers were used to minimize an unspecific annealing of the primers to incorrect priming positions and to enable the reaction temperatures to remain above 62° C. during all synthesis steps. One of the two oligonucleotides was labelled at the 5'end with fluorescein (mtDNA1) whereas the other (mtDNA2) was unlabelled. 4 pmol of each of the primers was mixed with ThermoSequenase™ (Amersham, UK) reagent which contained enzyme (DNA polymerase and thermostable pyrophosphatase), reaction buffer and a mixture of deoxynucleotides and dideoxynucleotide. Different amounts of human DNA (500 ng, 250 ng, 125 ng, 62 ng, 0 ng) were added to individual aliquots of this mixture. 500 ng template DNA but no unlabelled primer was added to one tube. The reactions were incubated for 3 minutes at 95° C. in order to enable a complete denaturation of the template DNA. Subsequently 35 cycles each of 30 sec. at 62° C. and 40 sec. at 95° C. were carried out. The reactions were stopped and denatured by the addition of formamide and heating to 95° C. for 4 min before they were loaded onto an A.L.F. sequencing gel.

[0055] In the case where no DNA had been added no sequence was detectable. No sequence was detectable when only the labelled primer and no unlabelled primer had been added. However, sequence curves were obtained in cases in which 62 ng or more template had been used. In the reactions in which 250 ng and 500 ng had been used the A.L.F. software was able to determine more than 400 bases.

[0056] Using a constant amount of template DNA of 500 ng and a total amount of 12 pmol of the two primers, the ratios between the labelled primer and the unlabelled primer were varied in each case between 3:1, 2:1, 1:1, 1:2 and 1:3. The reaction in which the primers were present in equimolar amounts yielded poor signals whereas all other ratios, independently of whether the labelled or the unlabelled primer was present in excess, yielded better results. The ratios 2:1 and 1:2 yielded the best results. It was surprising and unexpected that both non-equimolar ratios are advantageous. Using 8 pmol of the primer mtDNA1 and 4 pmol of the primer mtDNA2 we presently routinely determine 450 base pairs of the mitochondrial control region.

[0057] The ratio of the deoxynucleotides (dNTPs) to dideoxy-nucleotides (ddNTPs) can be varied in the DEXAS reaction. A higher proportion of dNTPs will probably allow an increased template production in each cycle whereas a higher proportion of ddNTPs would lead to an increased termination of the extension products before the priming position of the second unlabelled primer is reached. The latter products will contribute to the sequence reaction but not to the further template amplification. In order to determine to what extent the ratio of ddNTPs to dNTPs influences the reaction, ddNTPs were mixed with dNTPs in ratios of 1:333, 1:666 and 1:1000 and used in a DEXAS reaction containing 8 pmol of an FITC-labelled primer (mtDNA1), 4 pmol of an unlabelled primer (mtDNA2) and 300 ng human DNA. The reaction conditions were as described above. The results showed that the ratio 1:666 (ddNTPs:dNTPs) yielded stronger signals.

EXAMPLE 3

Dexas of Single Copies of Human Dna Sequences

[0058] In order to evaluate the applicability of DEXAS to single-copy DNA sequences, primers were synthesized which flank a 507 base pair segment of the intron 7 and the exon 8 of the human p53 gene. DEXAS reactions were prepared which each contained 8 pmol of an FITC-labelled sequencing primer (p53-1), 4 pmol of an unlabelled (p53-2) primers and 3.5 μ g, 1.75 μ g, 875 ng and 430 ng human DNA. These reactions were denatured for 3 minutes at 95° C. and 40 cycles comprising 30 seconds at 62° C. and 40 seconds at 95° C. were carried out. The results showed a clearly readable sequence. In order to improve the results various modifications of the protocol were evaluated. The annealing temperature was increased and the amount of the sequencing primer was reduced. Additionally the number of cycles was increased to 47 and various primer ratios and template concentrations were evaluated. The best results were obtained using 8 pmol of the FITC-labelled primer and 4 pmol of the unlabelled primer and cycling temperatures of 30 seconds at 68° C. and 30 seconds at 95° C. These conditions yielded between 260 and 320 bases of the sequence with 1 to 5 ambiguities per reaction in five experiments (FIG. 3A). If about 1 μ g or more template was used, the sequence signals were read with the A.L.F. software using automated processing.

[0059] In order to further evaluate the general applicability of DEXAS to single copy genes, primers were synthesized which flank a 382 base pair segment of the CCR-5 gene. 3 pmol of the CCR5-1, 6 pmol of the FITC-labelled primer

CCR5-2, 0.5-1.0 μ g template DNA and 45 cycles DEXAS were used. In the sequence reactions carried out on 40 samples the reading lengths varied between 230 bp and 351 bp (average 294 bp). A typical reaction is shown in FIG. 3B.

EXAMPLE 4

Simultaneous Sequencing of Both Dna Strands

[0060] It was shown that it is possible to sequence both complementary DNA strands of plasmid DNA in a single reaction using two different fluorescently-labelled primers (Wiemann, S., et al., (1995) *Analytical Biochemistry* 224, 117-121). The applicability of this approach to DEXAS was analysed using an FITC-labelled primer (mtDNA1), a Cy5-labelled primer (mtDNA2) and 500 ng human DNA as the template. While retaining the above reaction conditions the primer ratios were varied (FITC-mtDNA1 :Cy5-mtDNA2) (3:1, 2:1, 1:1, 1:2 and 1:3). After the cycling reaction and denaturation 5 μ l of the reaction was applied to an A.L.F. or an A.L.F. express instrument. As in previous experiments considerably poorer results were obtained if equimolar amounts of primer were used compared to reactions in which non-equimolar amounts were used (FIG. 4). A ratio of 2:1 at a total amount of 12 pmol gave the best signal-to-noise ratio. In such reactions 450 bases were read on both strands without yielding ambiguous positions. The observation that a larger amount of FITC-labelled primer than Cy5-labelled primer is advantageous is probably due to experiments it was possible to show that the two colour approach can also be applied to single-copy the better signal-to-noise ratio of Cy5 compared to FITC. In further genes.

SEQUENCE LISTING

<160> NUMBER OF SEQ ID NOS: 6

<210> SEQ ID NO 1

<211> LENGTH: 27

<212> TYPE: DNA

<213> ORGANISM: Artificial Sequence

<220> FEATURE:

<223> OTHER INFORMATION: Description of Artificial Sequence: synthetic primer

<400> SEQUENCE: 1

gattctaatt taaactattc tctgttc

27

<210> SEQ ID NO 2

<211> LENGTH: 27

<212> TYPE: DNA

<213> ORGANISM: Artificial Sequence

<220> FEATURE:

<223> OTHER INFORMATION: Description of Artificial Sequence: synthetic primer

<400> SEQUENCE: 2

ttatgaccct gaagtaggaa ccagatg

27

<210> SEQ ID NO 3

<211> LENGTH: 27

<212> TYPE: DNA

<213> ORGANISM: Artificial Sequence

-continued

```

<220> FEATURE:
<223> OTHER INFORMATION: Description of Artificial Sequence:   synthetic
      primer

<400> SEQUENCE: 3

ggaggcactt gccaccctgc acactgg                               27

<210> SEQ ID NO 4
<211> LENGTH: 27
<212> TYPE: DNA
<213> ORGANISM: Artificial Sequence
<220> FEATURE:
<223> OTHER INFORMATION: Description of Artificial Sequence:   synthetic
      primer

<400> SEQUENCE: 4

ctcctcacc gcttcttggt ctgcttg                               27

<210> SEQ ID NO 5
<211> LENGTH: 25
<212> TYPE: DNA
<213> ORGANISM: Artificial Sequence
<220> FEATURE:
<223> OTHER INFORMATION: Description of Artificial Sequence:   synthetic
      primer

<400> SEQUENCE: 5

ggctggtcct gcgctgctt gtcac                               25

<210> SEQ ID NO 6
<211> LENGTH: 27
<212> TYPE: DNA
<213> ORGANISM: Artificial Sequence
<220> FEATURE:
<223> OTHER INFORMATION: Description of Artificial Sequence:   synthetic
      primer

<400> SEQUENCE: 6

ctgctcccca gtggatcggg tgtaaac                               27

```

1-24. (canceled)

25. A method for sequencing of a selected region of a target nucleic acid polymer in a sample containing the selected region in substantially natural relative abundance, comprising the steps of:

- (a) combining the sample containing the target region in substantially natural relative abundance with first and second primers, a nucleotide triphosphate feedstock mixture, a chain-terminating nucleotide triphosphate and a thermally stable polymerase enzyme which incorporates dideoxynucleotides into an extending nucleic acid polymer at a rate which is no less than 0.4 times the rate of incorporation of deoxynucleotides in an amplification mixture to form a reaction mixture, said first and second primers binding to the sense and antisense strands, respectively, of the target nucleic acid polymer at locations flanking the selected region;
- (b) exposing the reaction mixture to a plurality of temperature cycles each of which includes at least a high

temperature denaturation phase and a lower temperature extension phase, thereby producing a plurality of terminated fragments; and

- (c) evaluating terminated fragments produced during the additional cycles to determine the sequence of the selected region, wherein at least one of the first and second primers is labelled with a-fluorescent label.

26. The method of claims **25**, wherein the polymerase enzyme is THERMO SEQUENASE™.

27. The method of claim **25**, wherein the first and second primers are each labeled with a different fluorescent label.

28. The method of claim **25**, wherein the mole ratio of the dideoxynucleotide triphosphate to the corresponding deoxynucleotide triphosphate is from 1:100 to 1:300.

29. The method of claim **25**, wherein one of the first and second primers is labeled with a fluorescence label and the other of the first and second primer is unlabelled.

* * * * *